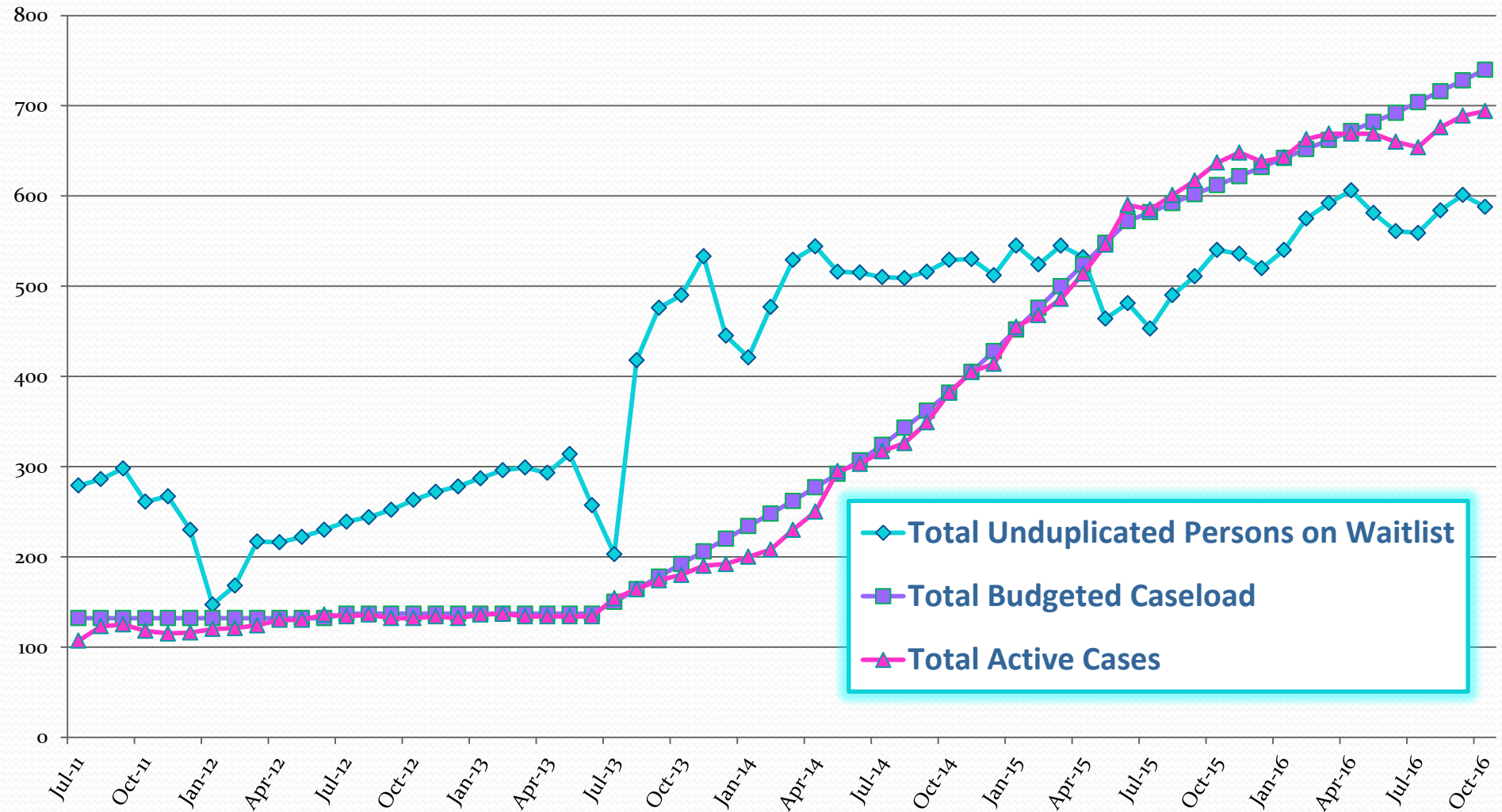


ATAP Caseload

ATAP

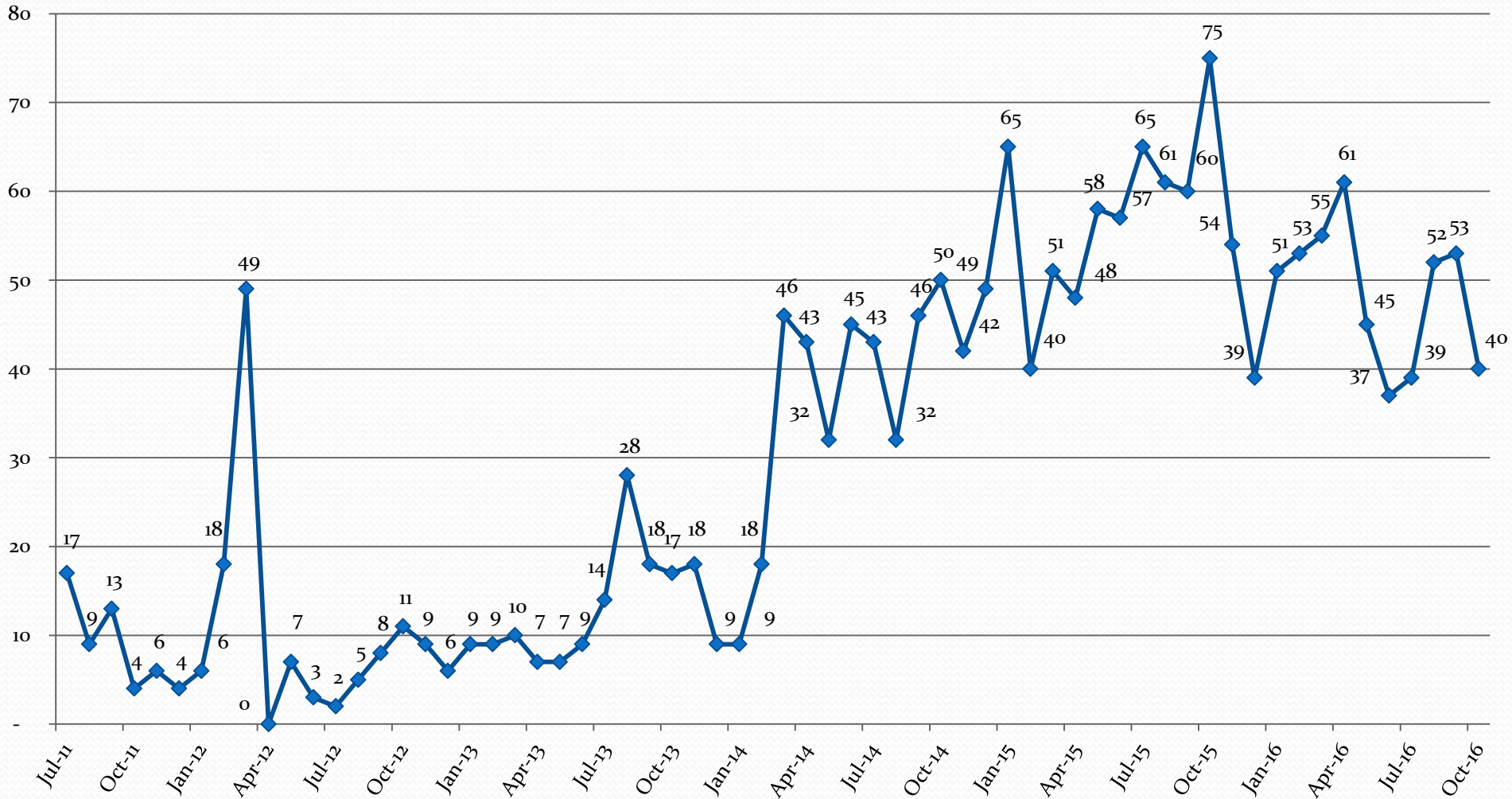
- October Monthly caseload to date (10/23/16)
 - 40 new applications
 - 16 new children received services
 - 694 active children, average age: 8
 - 588 total children waiting, average age: 7
 - Average wait time: 264 days
 - 5 cases closed

ATAP Caseload Growth



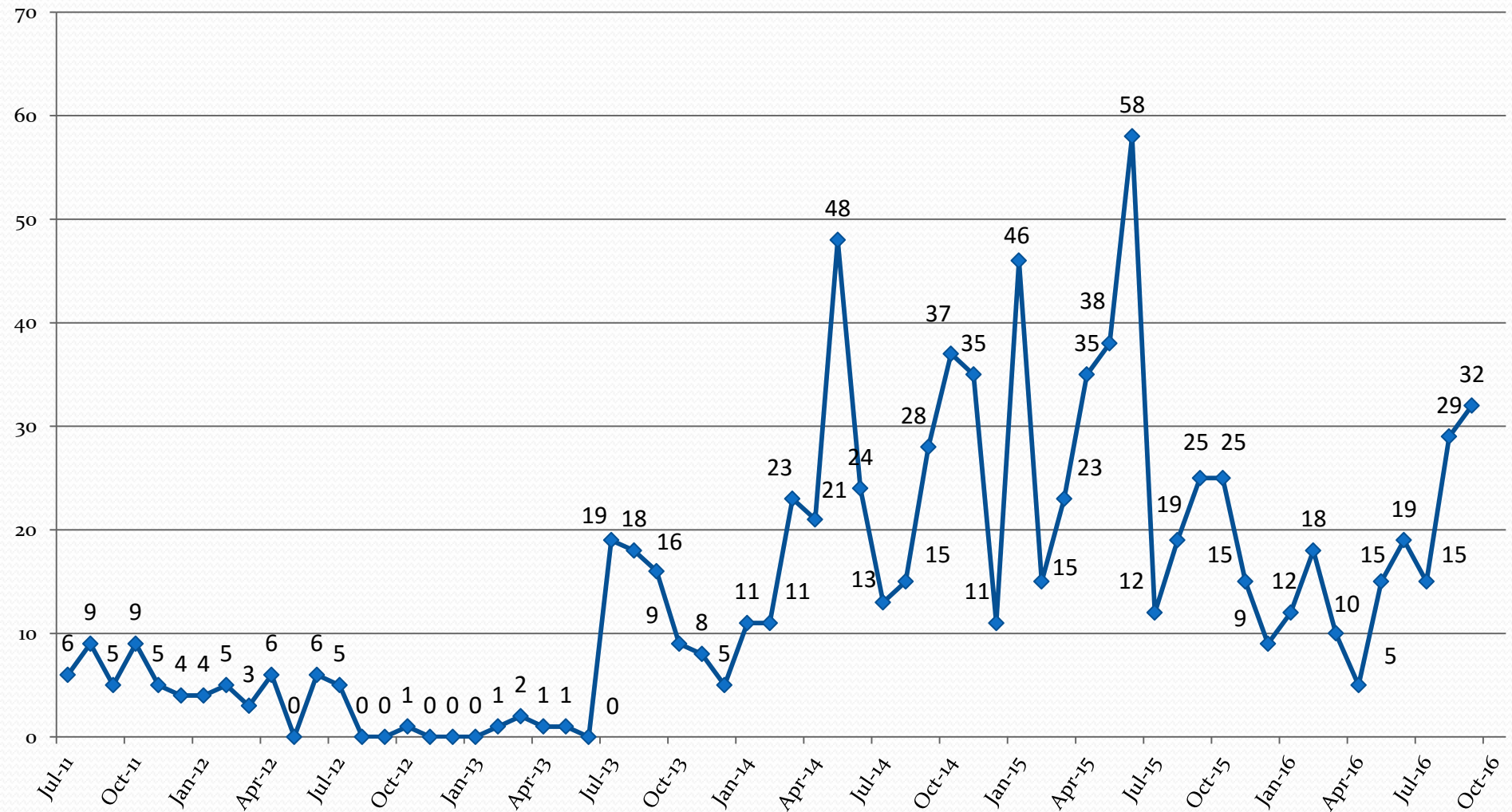
Referrals to date

New Applications



New Cases

Children placed in Active status



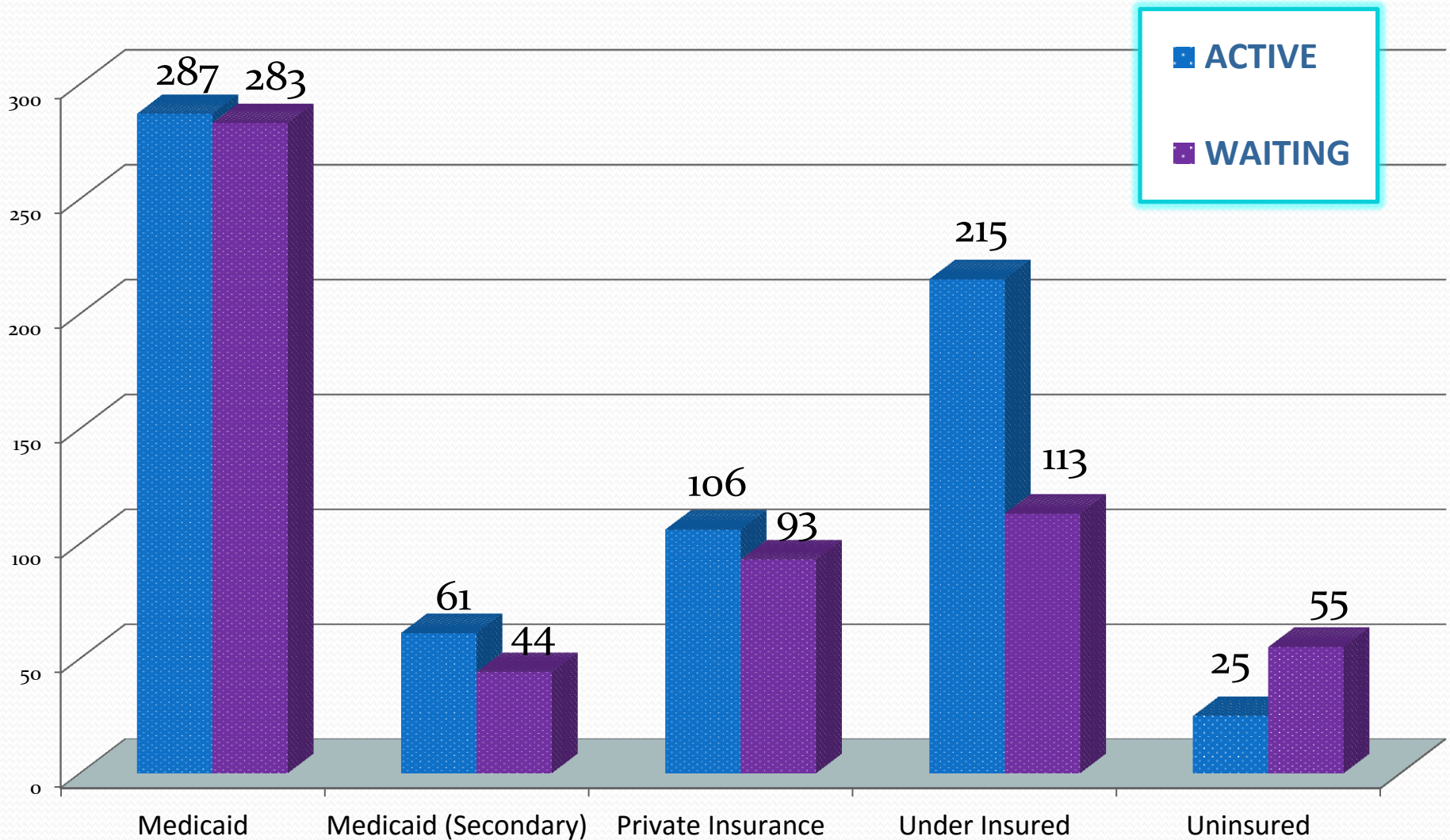
Active Children by Age

Age	Comprehensive	Insurance	Social Skills	Basic	Extensive	Therapeutic	Transition	Grand Total
1 Year old	1							1
2 Years old	6	5						11
3 Years old	32	17						49
4 Years old	54	16		2	1	1		74
5 Years old	51	6			2	1		60
6 Years old	50	10						60
7 Years old	47	17		2	12			78
8 Years old	20	6	5	4	23			58
9 Years old	24	10	1		31			66
10 Years old	7	1	2	2	30			42
11 Years old	3	6	2	5	30		1	47
12 Years old	2	5	1	7	25			40
13 Years old		9	5	3	18	1		36
14 Years old	2	6	4	5	8	1		26
15 Years old		2		2	12	1		17
16 Years old		3	1	3	3		1	11
17 Years old		5	2	1	3			11
18 Years old		2		2			1	5
19 Years old		1		1				2
Grand Total	299	127	23	39	198	5	3	694

Waiting Children by Age


Age	Comprehensive	Insurance	Undetermined	Social Skills	Basic	Extensive	Therapeutic	Grand Total
1 Year old			2					2
2 Years old	6	15	29					50
3 Years old	48	24	43					115
4 Years old	22	11	29					62
5 Years old	15	18	26					59
6 Years old	17	5	16					38
7 Years old	8	10	18			3		39
8 Years old		3	9		1	19	1	33
9 Years old		6	15			22		43
10 Years old		7	7			11		25
11 Years old		5	14		1	19		39
12 Years old		4	8			10		22
13 Years old		2	4	1	3	7		17
14 Years old		4	6	2		5		17
15 Years old		1	3		3	4		11
16 Years old		1	5		2	3		11
17 Years old		1	2		1	1		5
Grand Total	116	117	236	3	11	104	1	588

Insurance Coverage Availability



Interventionist to RBT changes

Total Paraprofessionals



The population of total interventionist to RBT's has increased by 1% from last month

Medicaid Status Update

- Total number of Medicaid Active 347
 - Medicaid FFS (including Katie Beckett & Nevada Check Up)
 - 284 children
 - Managed Care Organization
 - 63 children HPN/Amerigroup (45/18 respectively)
- 82 children receiving Medicaid need to be transitioned to a Medicaid Provider
- To date there have been 94 Prior Authorizations (PA) submitted to Medicaid for 87 children
 - 45 children we have received a PA, but are on hold for diagnosis verification.
 - 99 children have completed the diagnosis verification and we are waiting on PA.
 - 116 children need the diagnosis verification and PA.
- Total claims submitted to Medicaid \$32,147.92
- Total received from Medicaid \$11,665.85
 - Barriers to non payment are:
 - A lack of certified staff providing services
 - Medicaid as a secondary insurance source

Questions – Comments

Brook A. Adie MS, LSW

775-687-0555

baadie@adsd.nv.gov